

# 2005 BRITISH INTERNATIONAL 420 CLASS INLAND CHAMPIONSHIP

## *Grafham Water Sailing Club*

**29 & 30 October 2005**

### **Notes Extracted from Sailing Instructions**

**(In any dispute the Sailing Instructions will take precedence)**

#### **Notices to competitors:**

Official notice board located in the wet bar on the ground floor of the clubhouse.

#### **SI changes:**

Will be made at least 30 minutes before the launch signal, and changes to the schedule of races by 18:00 hours on the day before.

#### **Signals made ashore:**

Flag mast located on the foreshore to the north of the clubhouse.

#### **Flag AP ashore:**

Refers to launch signal time.

#### **Launch:**

No boat shall launch until flag R is displayed with two sounds.

#### **Schedule of Races:**

Sat 29 October – Launch 11:00 – 3 races

Sun 30 October – Launch 10:00 – 3 races

No warning signal will be made after 14:25 on 30 October.

#### **Class Flag:**

Int 420 class flag.

#### **Racing Area:**

Grafham Water reservoir.

#### **Courses:**

See diagrams overleaf.

No later than the warning signal, the committee boat will display on a board the course to be sailed, and the approx compass bearing of the first leg.

If a single mark 3 or 4 is used, it is to be left to port.

#### **Marks:**

Marks will be orange inflatable buoys.

Starting marks will be race committee boats including attachments. Alternative port end mark is a dan-buoy with an orange flag.

Finishing marks will be a race committee boat and a dan-buoy with a blue flag.

#### **Start:**

In accordance with RRS 26.

The starting line will be between staffs or masts displaying orange flags on the starting marks.

Starting signals may be repeated on the port end starting mark. In any conflict those from the starboard mark will take precedence

If flag F is displayed with one sound, it will be removed after four minutes with one sound, followed one minute later by the warning signal for the next race.

A boat starting later than 3 minutes after her starting signal will be scored DNS.

If a boat fails to start or breaks RRS 30.3, the race committee at mark 1, or another rounding mark, may display her sail number on a board.

#### **Finish:**

The finishing line will be between the mast displaying an orange flag on the committee boat, and the finishing line outer distance mark.

After the first boat has finished, the race committee may set alternative finishing lines with flag W (two sounds).

#### **Penalty System:**

A boat that has taken a penalty shall complete an acknowledgment form at the race office within the protest time limit.

Appendix P will apply. RRS P2.3 will not apply and RRS P2.2 is changed so that it will apply to any protest after the first one.

#### **Pumping, rocking and ooching:**

No later than the warning signal, the race committee may display flag O to signal that pumping, rocking and ooching are allowed.

After the starting signal, the race committee may display flag O with repetitive sounds at any rounding mark to signal that pumping, rocking and ooching are allowed. This applies to a boat after she has passed the mark.

The race committee may display flag R with repetitive sounds at any rounding mark to signal that RRS 42 applies. This SI applies to a boat after she has passed the mark.

#### **Time Limit:**

The race time limit is 90 minutes.

Boats failing to finish within 20 mins will score DNF.

#### **Protests:**

Protests forms from race office. Protests shall be delivered there within the protest time limit, which is 90 minutes after the last boat finished the last race of the day.

The RYA Rules Dispute Advisory Hearing is available, as detailed in the SIs. Requests for hearings shall be made at the race office within the protest time limit.

#### **Safety:**

When racing, each crew member shall wear personal buoyancy.

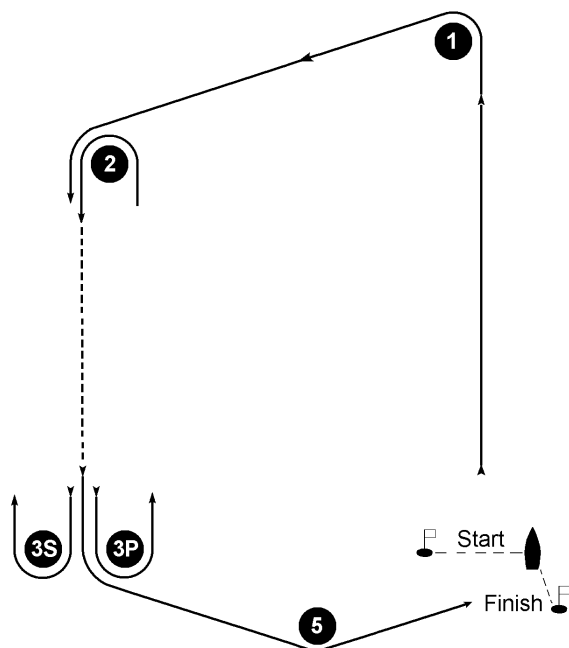
Boats wishing to sail ashore before the end of the day's racing shall not do so unless permitted by a safety boat. The safety boat will instruct boats in the procedure for returning ashore.

#### **Rubbish:**

Boats shall not throw rubbish into the water.

## COURSE DIAGRAMS

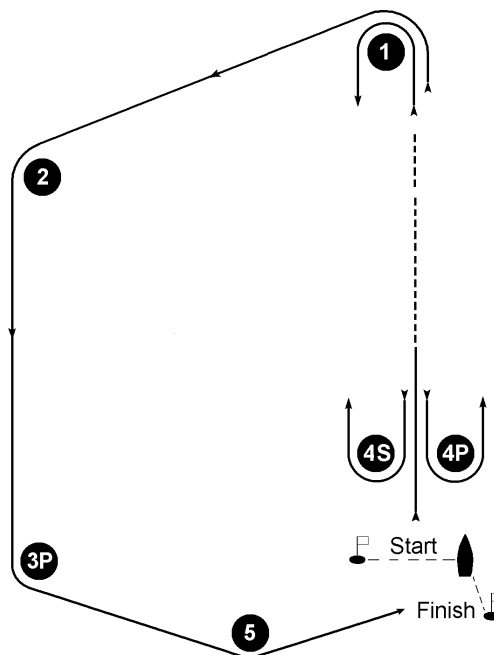
### TRAPEZOID OUTER



#### Display Mark rounding order

- O 1** Start, 1, 2, 3S/P, 2, 3P, 5, Finish
- O 2** Start, 1, 2, 3S/P, 2, 3S/P, 2, 3P, 5, Finish


### TRAPEZOID INNER



#### Display Mark rounding order

- I 1** Start, 1, 4S/P, 1, 2, 3P, 5, Finish
- I 2** Start, 1, 4S/P, 1, 4S/P, 1, 2, 3P, 5, Finish

### WINDWARD - LEEWARD



#### Display Mark rounding order

- W 1** Start, 1, 4S/P, 1, 4P, Finish
- W 2** Start, 1, 4S/P, 1, 4S/P, 1, 4P, Finish