

2005 BRITISH INTERNATIONAL 420 CLASS OPEN SELECTION REGATTA # 3

30 April, 1 & 2 May 2005
Hayling Island Sailing Club

Notes Extracted from Sailing Instructions

(In any dispute the Sailing Instructions take precedence)

Notices to competitors: Official notice board on the North wall of the Clubhouse, under the balcony.

SI changes: will be made at least one hour before the launch signal. Change to the schedule of races by 19:00 hours on the day before.

Signals made ashore: Flag mast on race control tower.

Flag AP ashore: refers to launch signal time.

Launch: No boat shall launch until flag R is displayed with two sounds.

Race schedule:

Sat 30 April – Launch 10:30 – 3 races

Sun 1 May – Launch 09:30 – 3 races

Mon 2 May – Launch 09:30 – 2 races

One extra race per day may be sailed. If a fourth race is to be sailed, flag T will be displayed at the conclusion of the third race (second on 2 May).

Class Flag: Int 420 class flag.

Racing Area: Hayling Bay and Chichester Harbour.

Courses: See diagrams overleaf.

No later than the warning signal, committee boat will display:

Course to be sailed.

Approx compass bearing of first leg.

If a single mark 3 or 4 is used, it is to be left to port.

Marks:

Marks 1, 2, 3S, 3P, 4S, 4P - yellow inflatable buoy.

Starting marks: race committee boat at the starboard end including attachments, orange inflatable buoy at the port end.

Finishing marks: race committee boat and a dan-buoy with a blue flag.

Start: In accordance with RRS 26.

The starting line will be between the mast displaying an orange flag on the committee boat (starboard end) and the orange inflatable (port end).

If flag F is displayed with one sound, it will be removed after four minutes with one sound, followed one minute later by the warning signal for the next race.

If a start using a black flag is subject to general recall either the bow numbers or the sail numbers of the boats identified as infringing RRS 30.3 may be displayed.

A boat starting later than 3 minutes after her starting signal will be scored DNS.

If a boat fails to start or breaks RRS 30.3, the race committee at mark 1, or another rounding mark, will

display her sail number or bow number on a board. She shall immediately leave the course area.

Finish: The finishing line will be between the mast displaying an orange flag on the committee boat, and the finishing line outer distance mark.

After the first boat has finished, the race committee may set alternative finishing lines with flag W (two sounds).

Penalty System: A boat that has taken a penalty shall complete an acknowledgment form at the race office within the protest time limit.

Appendix P will apply.

The race committee may **override RRS 42:**

No later than the warning signal, the race committee may display flag O to signal that pumping, rocking and ooching are allowed.

After the starting signal, the race committee may display flag O with repetitive sounds at any rounding mark to signal that pumping, rocking and ooching are allowed. This applies to a boat after she has passed the mark.

The race committee may display flag R with repetitive sounds at any rounding mark to signal that RRS 42 applies. This SI applies to a boat after she has passed the mark.

Time Limit: The time limit is 90 minutes.

The mark 1 time limit is 30 minutes.

Boats failing to finish within 20 minutes will score DNF.

Protests: Protests forms from race office. Protests shall be delivered there within the protest time limit, which is 90 minutes after the last boat finished the last race of the day.

Tallies. The tally control point will be located at the top of the South launching ramp.

Tallies shall be worn visibly (i.e. over clothing) on the wrist by both helm and crew at all times while afloat.

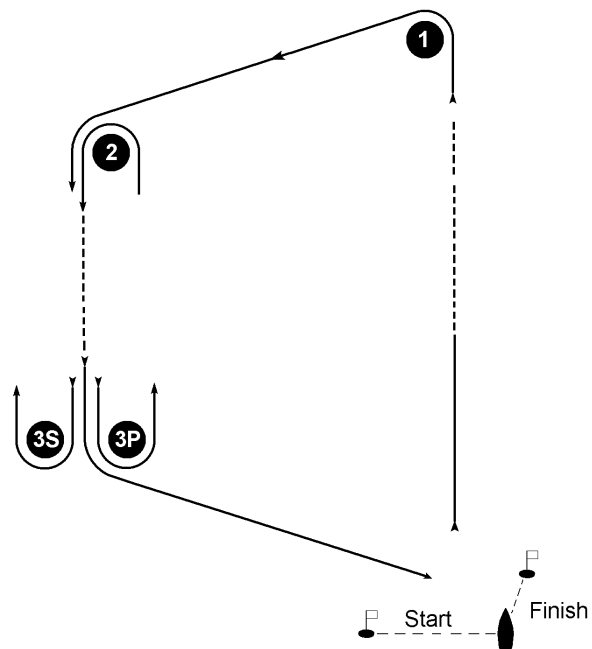
Helm and crew shall individually tally-out by collecting their tally, and individually tally-in immediately on returning to shore after racing by returning the tally personally to tally control.

Boats wishing to sail ashore before the end of the day's racing shall not do so unless permitted by a safety boat. The safety boat will instruct boats in the procedure for returning ashore.

Rubbish: Boats shall not throw rubbish into the water.

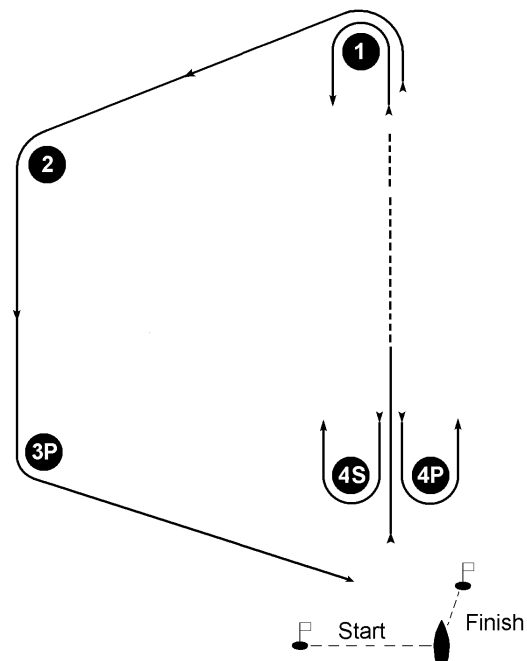
COURSE DIAGRAMS

TRAPEZOID OUTER



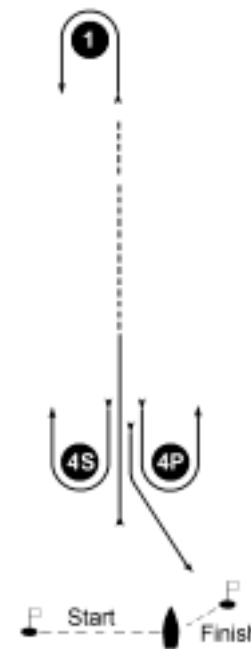
Signal	Mark rounding order
O 1	Start, 1, 2, 3S/P, 2, 3P, Finish
O 2	Start, 1, 2, 3S/P, 2, 3S/P, 2, 3P, Finish

TRAPEZOID INNER



Signal	Mark rounding order
I 1	Start, 1, 4S/P, 1, 2, 3P, Finish
I 2	Start, 1, 4S/P, 1, 4S/P, 1, 2, 3P, Finish

WINDWARD - LEEWARD



Signal	Mark rounding order
W 1	Start, 1, 4S/P, 1, 4P, Finish
W 2	Start, 1, 4S/P, 1, 4S/P, 1, 4P, Finish